



Non scholae sed vitae discimus  
“We do not learn for school, but for life...”

PAC Meeting 09/23/2019



Motto: Expect Excellence

Vision Statement: As a community, Forest Park High School will continue to expect excellence by providing a rigorous academic program for all students which emphasizes high expectations and life-long learning.

Mission Statement: As a community, Forest Park High School will implement best practices that lead to continual improvement of student learning and achievement

# 2018-2019 Administration

- Richard Martinez, Principal
- Jennifer Chapman, Assistant Principal
- John Geisinger, Assistant Principal
- Matthew Harmon, Assistant Principal
- Diane Maloney, Assistant Principal
- James Smith, Assistant Principal
- Stephen Smith, Director of Student Counseling
- Brian Parke, Student Activities Director
  - Dakota Beach, Teacher on Special Assignment
- Jeff Price, Security
- Liz Gibson, Custodial Manager

- Mietta Solliday, Art
- Toni Dingley, English
- Kelly McCann, HPE
- **Rachel Peitler, Math**
- Lara Brittain, Music
- Anthony Shulsky, Science
- Allison Young, Social Studies
- Shemica Gamble, Business/CTE
- Lorraine Bell & Almut Miller, ESOL
- Dan Bredbenner, Gifted
- Tracy Stoyer, Media Center



- Natalia Shamshyna, World Languages
- Lt. Col. Jacqueline Bullock, JROTC
- Holly Dachtyl, SpEd
- Elizabeth Gonzalez, Nurse
- Rachelle White, Attendance Officer
- Derek Thorpe, Building Engineer
- Jennifer Parker, Psychologist
- Marc De Angelo, Social Worker
- Officer Aron Shore, SRO
- Cher Carr, TSSPEC
- Brian Hackett, ITC
- Jenna Popovich, New Horizons Counselor

# Teacher Instructional Leaders & Support Staff

## Administration

- 1 Admin
- 1 TOSA

## School Counseling

- 1.5 School Counselors

## English

- 1 Teachers

## Social Studies

- 1 Teacher

## Mathematics

- 1 Teacher

## World Languages

- 2.5 Teachers

## Science

- 1 Teacher

## Special Education

- 3 Teachers

## CTE

- 1 Teacher

## Media Center

- 1 Specialist

## Music

- 1 teacher

## Classified

- 2 Secretaries
- 2 Teaching Assistants
- 1 Custodian
- 1 Office Assistant

We welcome our new  
Bruins!

- Touchbase

- Monday, October 14, 2019

- 7:30-10:00 a.m.
    - No school for students

- Monday, February 10, 2020

- 7:30-9:45 a.m.
    - Three hour delay for students

- Commencement Ceremony

- Class of 2020

- Friday, June 5, 2020 at 2:00 p.m.
    - Eagle Bank Arena at George Mason University
    - Will follow similar schedule to what we did on June 2019.



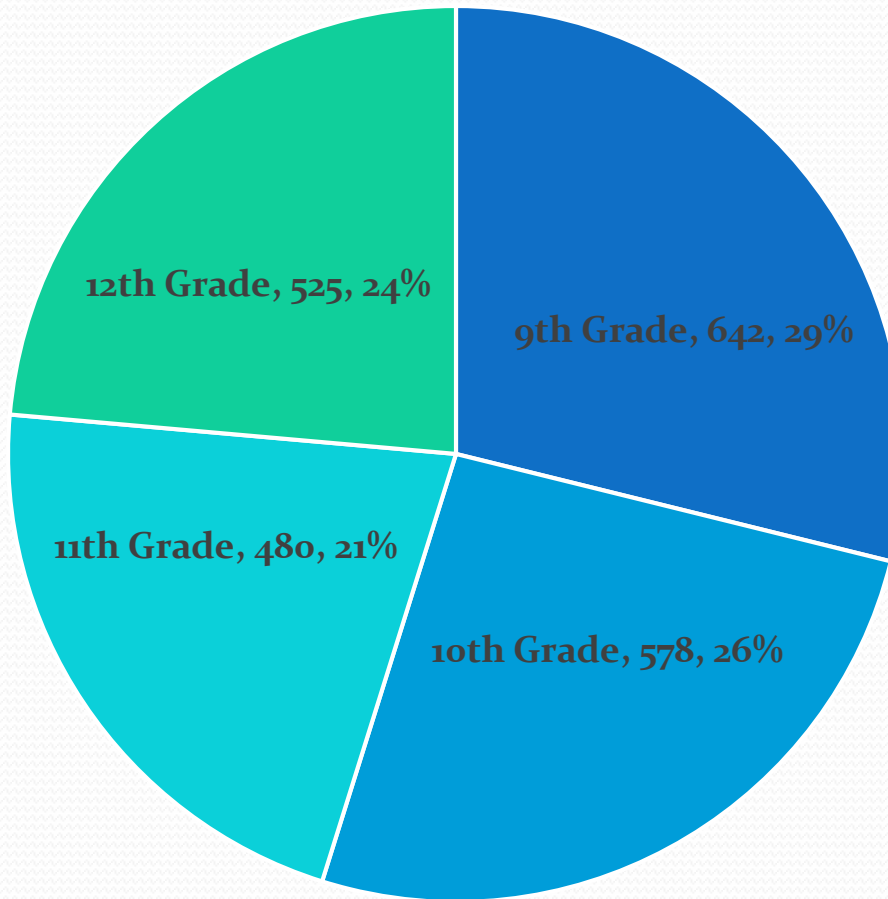
Informational

# 2019-2020 INSTRUCTIONAL FOCUS

- Standards Based Instruction and Assessment
- Advanced Placement Outcomes
- EL/SPED Academic Performance in Reading/Writing/Math
- Collaborative Learning Team (Planning, Delivery, Assessment)
- School Culture



## Students



■ 9th Grade ■ 10th Grade ■ 11th Grade ■ 12th Grade

As of 09/23/2019 there are 2225 students enrolled in FPHS.

The projected enrollment was 2291.

FPHS is under the projection by 66 students which will require modifications to the budget on 09/30/19. This could result in a reduction of at least \$342,773 .

# Our Current Enrollment



# Budget 2019-2020

- Projected Budget – Per Pupil allocation of \$17.3 million based on a projected enrollment of 2291.
- Fixed Allocations (funded staff): \$2.5 million
- Replacement Equipment Allocation: \$95,344
- Total Allocations: \$17.3 million + carryover +/- enrollment
- Staffing/Flex Fund for 179 positions. Equates to \$15.1M/179 staff
- FPHS budget is operating at 87.4% if projections are met.
  - Actual count has us at 89.17%
  - That is approximately \$1.8 million in flex
  - Include stipends for extra periods (\$300k)



Student Allocation Areas	Per Pupil Allocation	1-May-19	
		Projected Enrollment	Allocation
	Proj: 2291	2237 Gen; 54 SpEd	Total 2291
Reg. High School	\$ 5,350	2237	\$ 11,967,950
MICI	\$ 13,948	20	\$ 278,960
S.E.D.	\$ 13,948	2	\$ 27,896
MOCI	\$ 13,948	10	\$ 139,480
S.D.	\$ 17,046	16	\$ 272,736
Autism SC	\$ 17,046	16	\$ 272,736
Econ Dis.	\$ 143	611	\$ 87,373
ESOL	\$ 2,561	88	\$ 225,368
ESOL - Monitor	\$ 260	38	\$ 9,880
Gifted Ed.	\$ 582	478	\$ 278,196
ED	\$ 3,834	18	\$ 69,012
SLD	\$ 5,460	165	\$ 900,900
Autism Spectrum	\$ 6,376	26	\$ 165,776
Fixed Allocation	\$ -	N/A	\$ 2,467,567
Replacement Equip.	\$ -	N/A	\$ 95,344
Adjustment			\$ -
	Total Allocation		\$ 17,259,174

Student Allocation Areas	Per Pupil Allocation	as of 9/20	Actual Allocation	Adjustment
		Actual Enrollment		
	Proj: 2291	2225	2170, 49	
Reg. High School	\$ 5,350	2170	\$ 11,609,500	\$ (358,450.00)
MICI	\$ 13,948	20	\$ 278,960	\$ -
S.E.D.	\$ 13,948	0	\$ -	\$ (27,896.00)
MOCI	\$ 13,948	10	\$ 139,480	\$ -
S.D.	\$ 17,046	16	\$ 272,736	\$ -
Autism SC	\$ 17,046	16	\$ 272,736	\$ -
Econ Dis.	\$ 143	714	\$ 102,102	\$ 14,729.00
ESOL	\$ 2,561	120	\$ 307,320	\$ 81,952.00
ESOL - Monitor	\$ 260	28	\$ 7,280	\$ (2,600.00)
Gifted Ed.	\$ 582	471	\$ 274,122	\$ (4,074.00)
ED	\$ 3,834	13	\$ 49,842	\$ (19,170.00)
SLD	\$ 5,460	153	\$ 835,380	\$ (65,520.00)
Autism Spectrum	\$ 6,376	32	\$ 204,032	\$ 38,256.00
Fixed Allocation	\$ -	N/A	\$ 2,467,567	\$ -
Replacement Equip.	\$ -	N/A	\$ 95,344	\$ -
Adjustment				
	Total Allocation	Total Allocation	\$ 16,916,401	
			Adjustment	\$ (342,773.00)

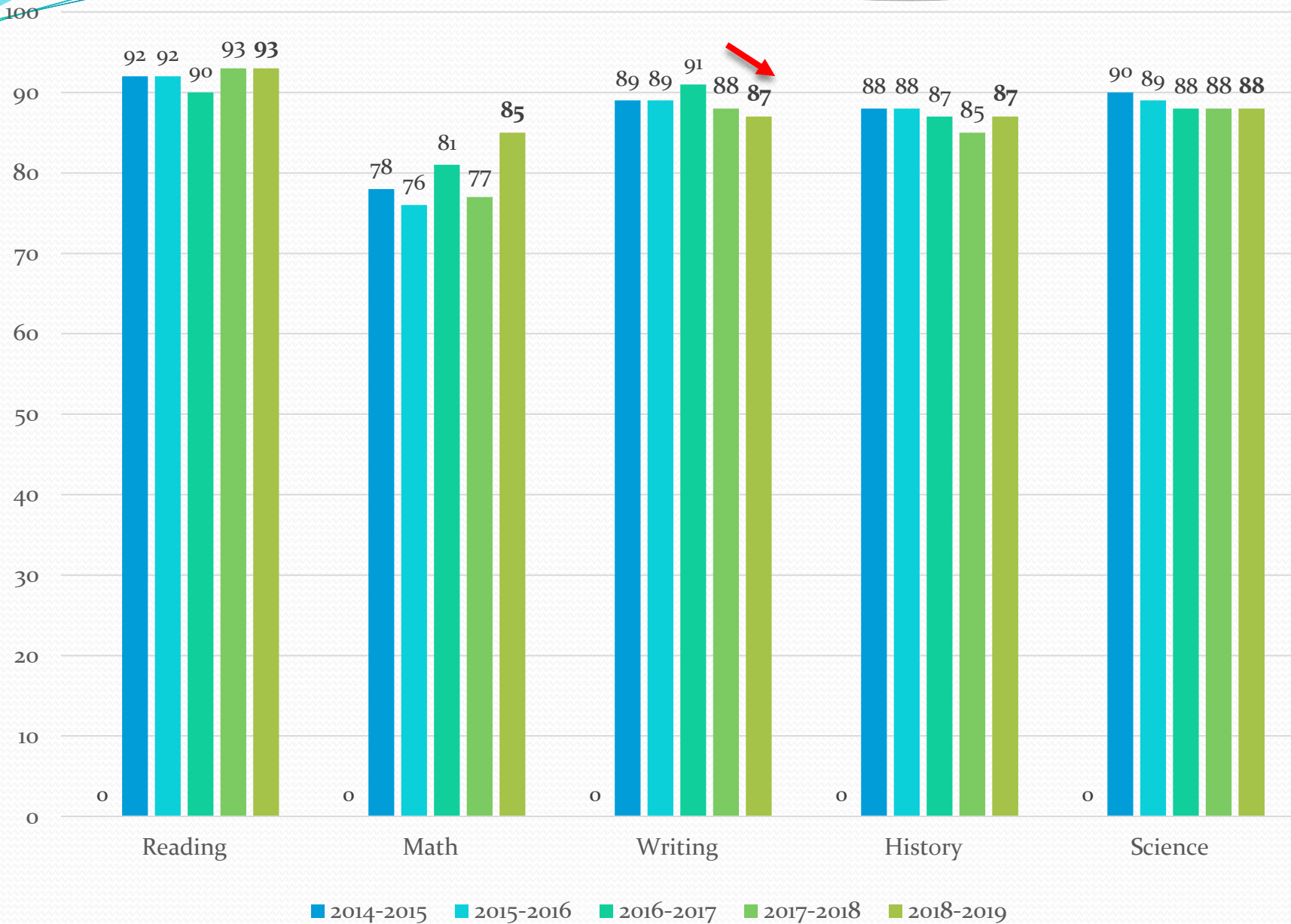
# MASTER SCHEDULE

- Developed based on student requests
- Addresses two teacher departures during summer and inability to find a qualified teacher
- Offering 27 AP courses
- Offering 3 Dual Enrollment courses
  - US Government
  - US History
  - English Composition I & II
- Running 23 sections as extra pay periods
- 5 students at Cosmetology Program (WSHS)
- 1 student at the Nursing Program (OPHS)
- 8 students at The Governor's School @ Innovation Park

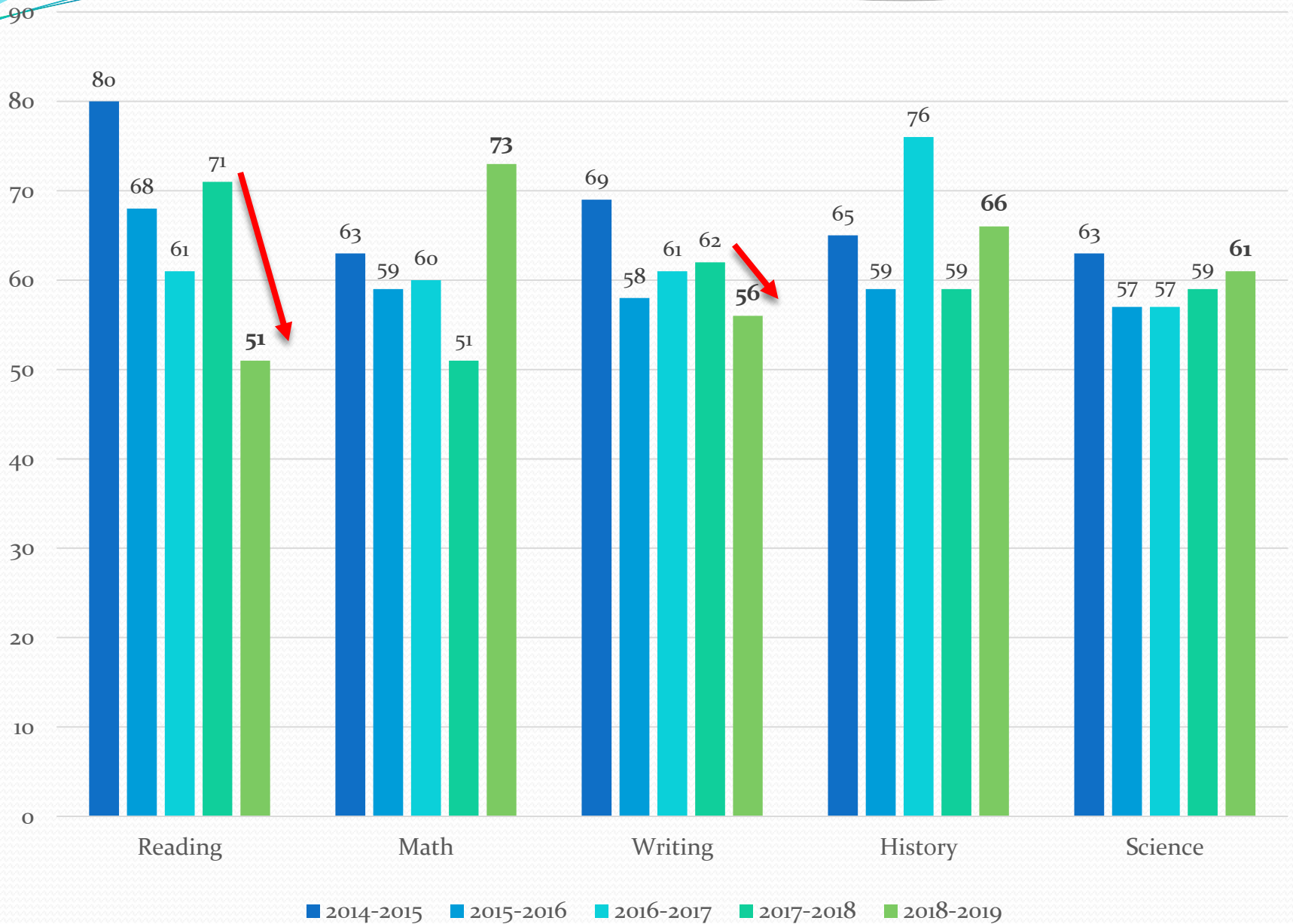
# Strategic Plan

- We developed a one-year plan as opposed to a five-year plan.
- The Balanced Report Card has not been released yet
- VDOE will release accreditation report sometime this week
- PWCS simulations indicate FPHS will remain accredited
- Areas of focus upon review of available data:
  - English Performance
    - Achievement Gap
      - English Learners: -4.79% to **-13.98%**
      - Students with Disabilities: -26.15% to **-32.2%**
    - Math Performance
      - Achievement Gap
        - English Learners: -2.5% to **-0.11%**
        - Students with Disabilities: -32.37% to **-22.96%**
      - Absenteeism
        - Chronic Absenteeism Rate < 15%: 18.75% to **12.62%**

# %age of Students Passing by NCLB Subjects

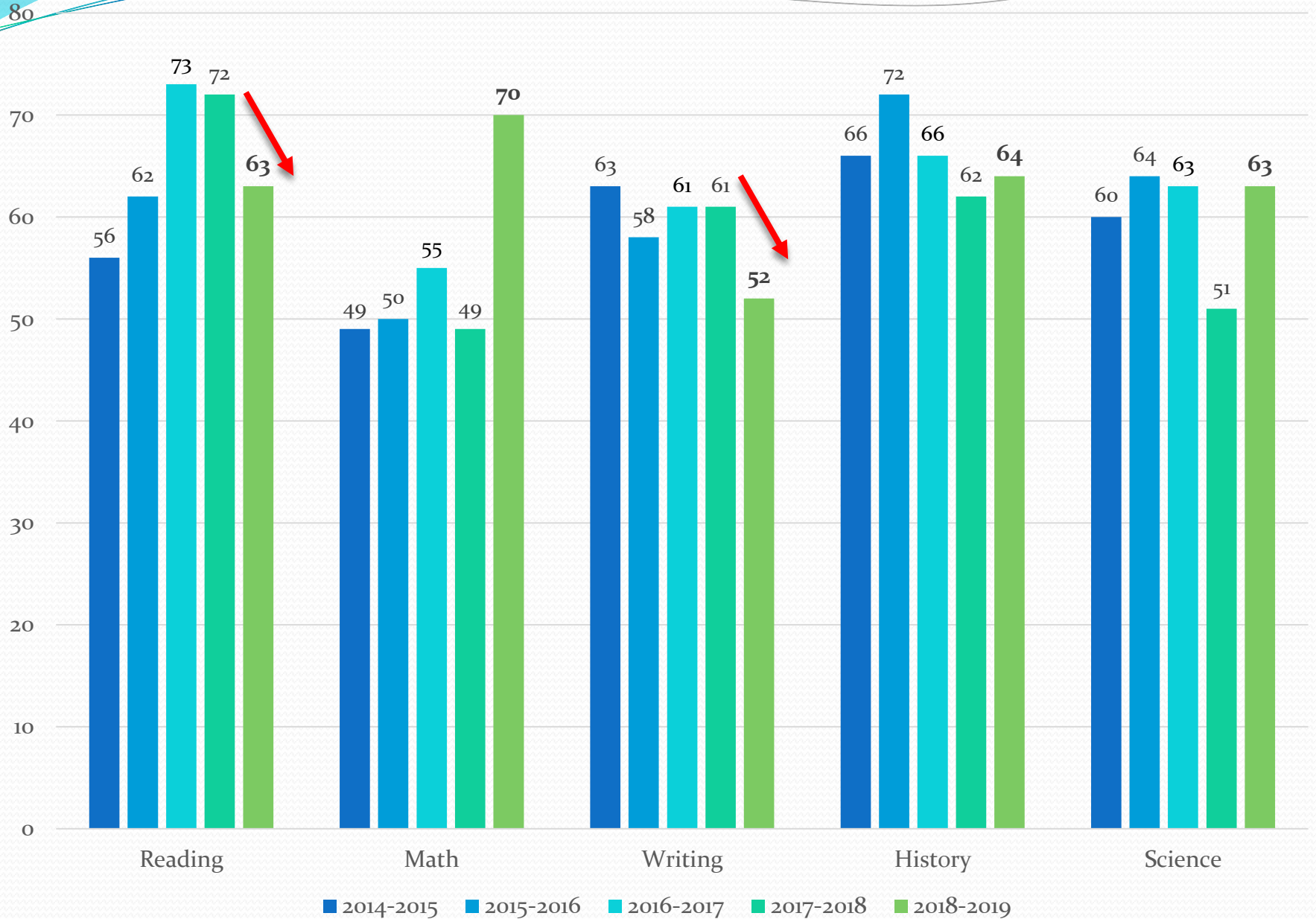


# %age of Students Passing NCLB Subjects (EL)





# %age of Students Passing by NCLB Subjects (SpEd)



# Grad Rate %



# Moving forward...

- Improving vertical articulation in our AP courses
- Utilize Khan Academy as a resource for our AP curriculum
- Improving planning and differentiation through Collaborative Learning Team PD
- Purchase IXL Math and Edmentum licenses
- Offering Student Leadership Development, Cyber-Security Network Systems, and expanding Environmental Science
- Attempt to offer more DE courses within the iT Program

спасибо  
danke 謝謝  
ngiyabonga  
teşekkür ederim  
dank je  
gracias  
tapadh leat  
bedankt  
hvala  
mauruuru  
dziękuję  
thank you  
mochchakkeram  
sagolun  
sukriya  
kop khun krap  
go raibh maith agat  
arigato  
tak  
dakujem  
merci  
obrigado  
terima kasih  
감사합니다  
ευχαριστώ